

Pinguino
LITHIUM

WM
TECHNICS



Snow tank volume
1 m³ / compacted 1.25 m³



Water tank volume
340 l



Blade width
1,400 mm



Fields of operation
Mobile / Event

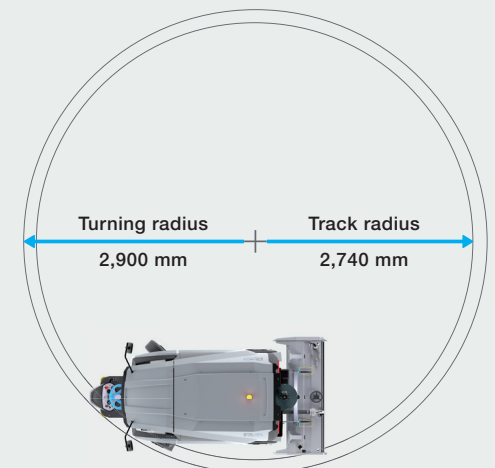
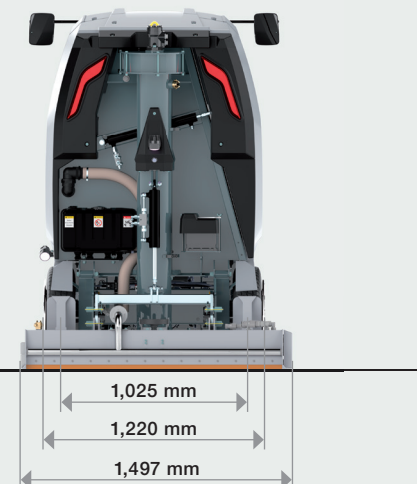
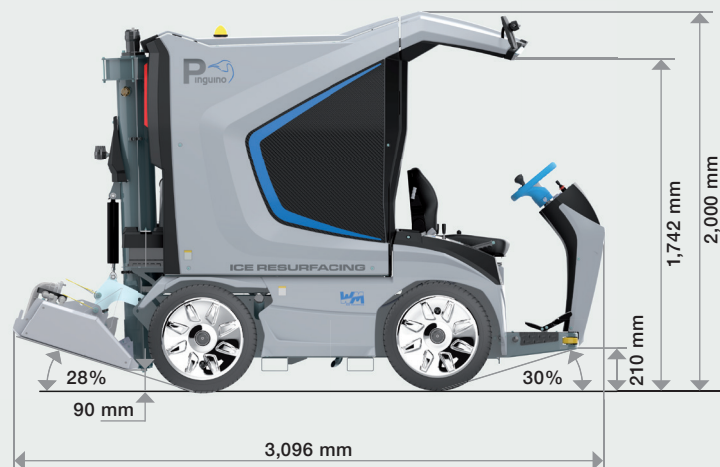
LITHIUM



FACTS & FIGURES

| | |
|----------------------------|--|
| Motor | Asynchronous motor |
| Drive power | 10 kW |
| Battery Lithium | BlueLi 80V – 100Ah |
| Charger Power | 3 kW |
| Battery charger connection | 230V / 50Hz |
| Autonomy | ca. 1h 10 min. |
| Charging time | ca. 2h 40 min. |
| Weight when empty | 1,250 kg (basic outfit) |
| Water tank | 340 l |
| Snow tank | 1 m ³ – compacted 1.25 m ³ |

DIMENSIONS



STANDARD EQUIPMENT

| | |
|-----------------------------|---|
| Transmission | Continuously adjustable hydraulic four-wheel drive |
| Axles | Single wheel drive |
| Steering | Hydraulic |
| Footbrake | Hydraulic |
| Parking brake | Mechanical parking brake on rear wheels |
| Hydraulic system | 18 cm ³ axial piston pump for drive, 6 cm ³ work units + cylinder movements, 4.4 cm ³ steering |
| Diameter of screw conveyors | vertically ø 175 mm horizontally ø 170 mm |
| Tires | 5.00R12 83/81P 2 rows of spikes |
| Wheel rims | 12" x 5" with hubcaps |

| |
|---|
| All-wheel drive |
| Parking brakes |
| 2 board guide rollers |
| Watertank-snowbin made of stainless steel |
| Spring suspended drivers seat |
| Horn |
| Easily accessible engine compartment (tiltable drivers seat, hydraulically tiltable snowtank) |
| Hydraulic power steering |
| 2 hydraulically powered screw conveyors |
| Hydraulic carriage pressure system |
| Hydraulic opening and closing of snow bin cover |
| Manual blade adjustment |
| Tiltable planing device for easy, safe blade changing |
| Tiltable operator's platform (2 positions) |
| 1 blade |
| 1 towel |
| Scope of delivery set |



In conformity with Suva no. Nr. E 7164/1.e
type-examination certificates



Snow tank volume
1 m³ / compacted 1.25 m³



Water tank volume
340 l



Blade width
1,400 mm



Fields of operation
Mobile / Event



Pinguino



WM Pinguino
Resurface like a pro!



WM technics GmbH
Breiener Straße 15
I-39053 Blumau
Tel. +39 0471 353 332
info@wm-technics.com

www.wm-on-ice.com



Mobile / Event



Pro / Heavy duty



Pinguino

Compact

Shira

Mammoth

evo²