

Compact

DIESEL



Snow tank volume
1,8 m³ / compacted 2,25 m³



Water tank volume
600 l



Blade width
1.700 mm

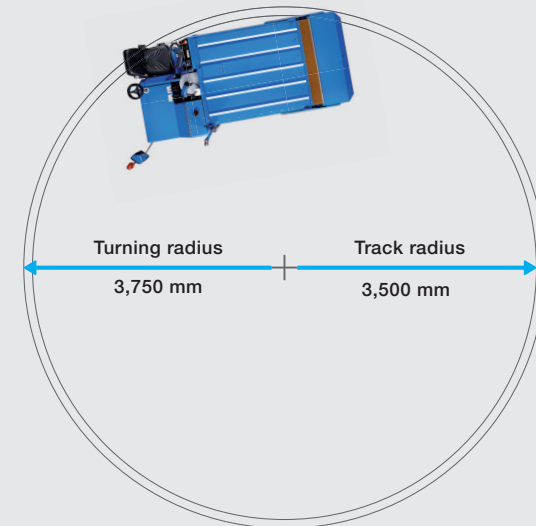



Fields of operation
Mobile / Event

DIESEL



DIMENSIONS



FACTS & FIGURES

Engine	Kohler KDW 1404, 4 cylinders 1,372 cm ³
Power	25.60 HP (18.80 kW) - 2,700 rpm
Torque	66.50 Nm - 2,000 rpm
Operating torque	2,600 rpm
Fuel tank	27 l diesel
Transmission	continuously adjustable hydraulic four-wheel drive
Speed	0 - 12 km/h
Snow tank	1.8 m ³ - compacted 2.25 m ³
Water tank	600 l (stainless steel)
Weight	1,650 kg
Tyres	175 / 70 R 14C 2 rows of spikes

STANDARD EQUIPMENT

Snow breaker
Hydraulically driven and swivelling side brush
Parking brake
Board guide pulley
Hydraulic oil cooler
Side mirror, rear
Side headlight
Flashing warning light
Audible signal for reverse drive
Indicators on the drivers station: water tank level, fuel tank level, engine rpm with control lamps
Coated snow bin
PLC control
Spring-suspended driver's seat
Easily accessible engine compartment (tiltable bonnet)
2 blades
2 towels
Scope of delivery set



Snow tank volume
1,8 m³ / compacted 2,25 m³




Water tank volume
600 l



Blade width
1.700 mm



Fields of operation
Mobile / Event



Compact



WM Compact



WM technics GmbH
Breiener Straße 15
I-39053 Blumau
Tel. +39 0471 353 332
info@wm-technics.com

www.wm-on-ice.com



Mobile / Event

Pro / Heavy duty



Compact



evo