



LITHIUM
PETROL



Snow tank volume
1 m³ / compacted 1.25 m³



Water tank volume
340 l



Blade width
1,400 mm



Fields of operation
Mobile / Event



PERFECT FOR YOUR EVENT

Sporting events, ice skating at the Christmas market, in the town square or in front of your family hotel: Mobile ice rinks are the up and coming trend. With the compact WM Pinguino, cleaning and caring for smaller ice surfaces is a breeze: Perfect ice quality, and great fun guaranteed!



Tobogganing World Cup
Deutschnofen 2019



WM Pinguino
Dreams on Ice

„Agile, comfortable to use and outstanding ice resurfacing: With the WM Pinguino, we create the perfect ice conditions for our events!“



Raphael Fink
Pond Hockey Championship
Ritten / Italy



HIGHLIGHT

THE DRIVER SITS UP FRONT

Hop on and zoom off! The driver sits up front on the WM Pinguino, just like in a normal car. This makes work operations considerably easier, even for inexperienced users. The frontal seating position guarantees you a clear, all-round view and makes manoeuvring extremely simple. That means enhanced safety for people, vehicle and the venue.



- WIDE FIELD OF VISION
- COMFORTABLE SEATING POSITION
- EASE OF USE







HIGHLIGHT

BLADE CHANGE? JUST LIFT AND CHANGE!

Blade changing is quick and easy, and the planing unit doesn't even need to be disengaged. Simply lift the planing unit, remove the blade, and you're done! Whenever the need arises the blade can be changed quickly and easily in just a few simple steps with no effort whatsoever, guaranteeing you a higher quality of ice throughout the season – to the immense joy of all skaters!



EASY, QUICK AND PRECISE +

LOW INJURY RISK +

CONSISTENTLY HIGH ICE QUALITY +

ICE RESURFACING



Planing unit



Manual blade adjustment



Brush



Snow tank open



The WM Pinguino planes the ice like a large-scale pro guaranteeing top-quality ice surfacing even on mobile ice rinks, while the brushes (optional) ensure perfectly smooth edges.

340 LITRES WATER ➤

OUTSTANDING PLANING PERFORMANCE ➤

EASE OF REMOVAL ➤

LIGHTING



The combination of LED lighting and high-performance side lights guarantees optimum visibility at all times.

ENERGY EFFICIENT +

STYLISH INTEGRATION +

GOOD VISIBILITY +

MAINTENANCE



Tiltable seat base



Easily accessible engine compartment



Ease of servicing



Good visibility: inspection window hydraulic oil

All areas of the vehicle are easily accessible, with no dismantling required. Maintenance is quick and inexpensive. Minimum operating and maintenance costs.

EASILY ACCESSIBLE ➤

LOW MAINTENANCE COSTS ➤

RAPID SERVICE TIMES ➤

TRANSPORT



Fold-up nose



On to your next event? The low-weight WM Pinguino is fitted with lifting pockets for ease of transportation by forklift or trailer.

EASE OF TRANSPORTATION ➤

SPACE-SAVING ➤

LOW WEIGHT ➤

LITHIUM



FACTS & FIGURES

Motor	Asynchronous motor
Drive power	10 kW
Battery Lithium	BlueLi 80V – 100Ah
Charger Power	3 kW
Battery charger connection	230V / 50Hz
Autonomy	ca. 1h 10 min.
Charging time	ca. 2h 40 min.
Weight when empty	1,250 kg (basic outfit)
Water tank	340 l
Snow tank	1 m ³ – compacted 1.25 m ³

INCLUDED IN DELIVERY



1 blade in
transport sheath



Towel felt



2 rubber mats




6 mm hex socket T wrench



Cross-key with nut



Laceration-proof
safety gloves



Grindstone



Water connector



Fuse set



Set ABS
fastening material



Operating instructions



Online spare
parts catalogue

STANDARD EQUIPMENT

Transmission	Continuously adjustable hydraulic four-wheel drive
Axles	Single wheel drive
Steering	Hydraulic
Footbrake	Hydraulic
Parking brake	Mechanical parking brake on rear wheels
Hydraulic system	18 cm ³ axial piston pump for drive, 6 cm ³ work units + cylinder movements, 4.4 cm ³ steering
Diameter of screw conveyors	vertically ø 175 mm horizontally ø 170 mm
Tires	5.00R12 83/81P 2 rows of spikes
Wheel rims	12" x 5" with hubcaps

All-wheel drive
Parking brakes
2 board guide rollers
Watertank-snowbin made of stainless steel
Spring suspended drivers seat
Horn
Easily accessible engine compartment (tiltable drivers seat, hydraulically tiltable snowtank)
Hydraulic power steering
2 hydraulically powered screw conveyors
Hydraulic carriage pressure system
Hydraulic opening and closing of snow bin cover
Manual blade adjustment
Tiltable planing device for easy, safe blade changing
Tiltable operator's platform (2 positions)
1 blade
1 towel
Scope of delivery set



In conformity with Suva no. Nr. E 7164/1.e
type-examination certificates



Snow tank volume
1 m³ / compacted 1.25 m³



Water tank volume
340 l



Blade width
1,400 mm



Fields of operation
Mobile / Event

PETROL



FACTS & FIGURES

Engine	Honda GX690RH, 2 cylinder 688 cm ³
Power	16.5 kW / 22.1 HP PS - 3,600 rpm
Weight when empty	1,100 kg (basic outfit)
Water tank	340 l
Snow tank	1 m ³ – compacted 1.25 m ³
Fuel tank	15 l

INCLUDED IN DELIVERY



1 blade in
transport sheath



Towel felt



2 rubber mats




6 mm hex socket T wrench



Cross-key with nut



Laceration-proof
safety gloves



Grindstone



Water connector



Fuse set



Set ABS
fastening material



Operating instructions



Online spare
parts catalogue

STANDARD EQUIPMENT

Transmission	Continuously adjustable hydraulic four-wheel drive
Axles	Single wheel drive
Steering	Hydraulic
Footbrake	Hydraulic
Parking brake	Mechanical parking brake on rear wheels
Hydraulic system	18 cm ³ axial piston pump for drive, 6 cm ³ work units + cylinder movements, 4.4 cm ³ steering
Diameter of screw conveyors	vertically ø 175 mm horizontally ø 170 mm
Tires	5.00R12 83/81P 2 rows of spikes
Wheel rims	12" x 5" with hubcaps

All-wheel drive
Parking brakes
2 board guide rollers
Watertank-snowbin made of stainless steel
Spring suspended drivers seat
Horn
Easily accessible engine compartment (tiltable drivers seat, hydraulically tiltable snowtank)
Hydraulic power steering
2 hydraulically powered screw conveyors
Hydraulic carriage pressure system
Hydraulic opening and closing of snow bin cover
Manual blade adjustment
Tiltable planing device for easy, safe blade changing
Tiltable operator's platform (2 positions)
1 blade
1 towel
Scope of delivery set



In conformity with Suva no. Nr. E 7164/1.e
type-examination certificates



Snow tank volume
1 m³ / compacted 1.25 m³



Water tank volume
340 l



Blade width
1,400 mm



Fields of operation
Mobile / Event

OPTIONALS

Wash systems



Screw conveyor wash system vertical



Screw conveyor wash system horizontal

Dasher board processing



Brush

Overview & Security



Side mirrors front left & right



Rear-view camera



Protective guard for board guide rollers

Comfort



Hydraulic blade adjustment




Slide extension



Water tank signage



Conveyor screw overload warning system



Acquastop valve with time relay

Lighting



Front and working lights



Flashing warning light

Personalization



Custom wrap 4c
digital print

Service



Spare wheel 12"

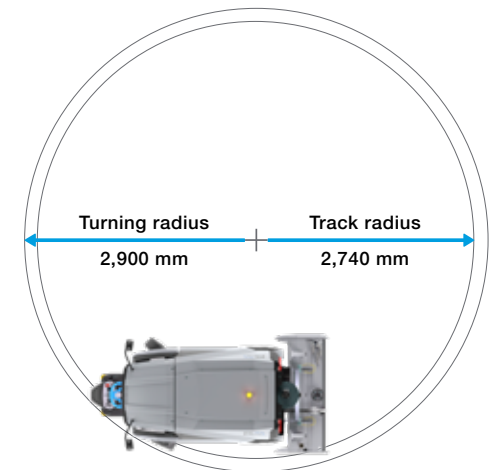
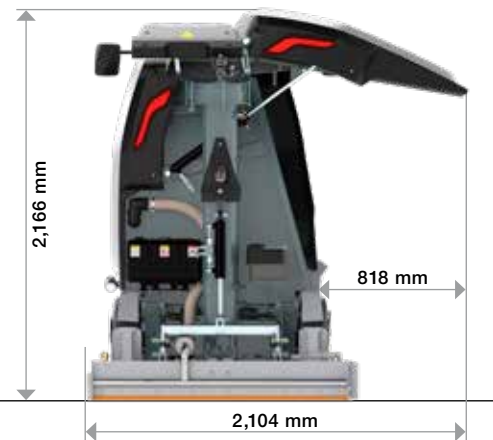



Diagnostic cable
Controller



Diagnostic cable
BMS

DIMENSIONS





WM PINGUINO





OUR COMMITMENT

User friendliness

Through the use of top-quality components together with a well-planned design, maintenance work is extremely simple and is reduced to a minimum.



Quality guarantee

The WM Pinguino is a product which has been developed, built and assembled in house, from start to finish. Only by doing so can we guarantee top quality and punctual delivery times.



Detailed operating instructions

You can find all information on operation, maintenance and safety in the operating manual.

The right replacement part, every time

Order your spare parts easily and conveniently from our online portal: Our series number and digital image system enable you to find the part you need with just one click.



Service and support

Our well-networked, international team of technicians undergo constant training and will be delighted to help you whenever you require assistance.



Series production

All WM technics vehicles are series-manufactured. We know exactly which parts have been used in each series run, and can deliver the correct spare parts to you at all times. At the same time, a number of optionals can be retrofitted with minimum effort and maximum precision, even years later.

Quality consciousness

From the manufacture of individual parts right through to the final quality-control inspection: Every step of the process is carried out and monitored with the utmost of precision. Each and every member of our staff is well-trained in his specialist field, and carries out all tasks conscientiously. This is a great advantage for our customers, who can be sure of receiving a technologically sophisticated product which has been manufactured to the very highest of quality standards.





Pinguino



WM Pinguino
Resurface like a pro!



WM technics GmbH
Breiener Straße 15
I-39053 Blumau
Tel. +39 0471 353 332
info@wm-technics.com

www.wm-on-ice.com



Mobile / Event



Pro / Heavy duty

Pinguino

Compact

Shira

Mammoth

evo

